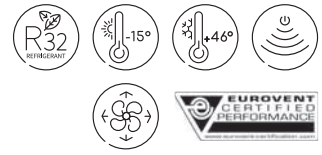


Light commercial wall mount

Multiple features to fit any setup



4-Way Swing

Because the blades move both vertically and horizontally, the air is distributed more uniformly, improving the level of comfort in the room. (Fig. 1)

Motion sensor

Technology that saves you money – with a motion sensor to continuously analyze the presence of people in the room. If there is no detection after 20 min, the setpoint is shifted by one degree; after 40 min it shifts one degree again. (Fig. 2)

Improved comfort

With the SPX-WKT4 remote control, you can choose where to measure the setting temperature (at the remote control or the return or using the average of both readings). This feature improves the level of comfort in the room.

Flexible installation

With a 30 m long pipe run between the indoor unit and the outdoor unit, this indoor unit can be installed in any part of the building. What's more, the level difference between the two can be up to 20 m.

Compatible with the airCloud remote controller

In the app, you can turn the system on and off, turn the temperature up or down and program the system from anywhere in the world. All you need is a mobile phone, an Internet connection and Wi-Fi equipment (optional) to connect to the equipment.

A compact indoor unit

This indoor unit measures only 900 mm wide, so it can be installed anywhere without interfering with other elements in the room.

Fig. 1

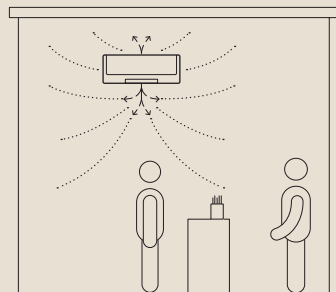
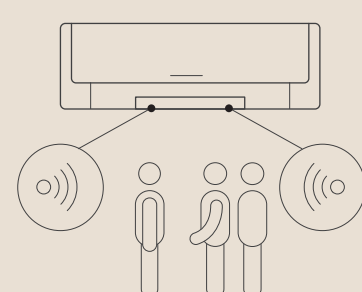
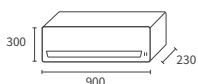


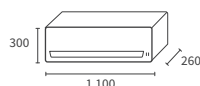
Fig. 2



Indoor units

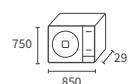


RAK-50RPE1
RAK-60RPE

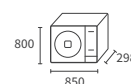


RAK-70PPD

Outdoor units



RAC-50NPE
RAC-60NPE



RAC-70NPD

Light commercial Wall units

Performance, cooling	Unit	5.0 kW	6.0 kW	7.0 kW
Nominal cooling capacity (min-max)	kW	5.00 (1.20 - 5.80)	6.00 (1.20 - 6.50)	7.00 (1.50 - 8.00)
UK cooling capacity (UK sensible)	kW	4.71 (3.30)	5.30 (3.67)	5.54 (4.49)
Rated power input Cooling (min-max)	kW	1.42 (0.30 - 2.500)	1.71 (0.30 - 2.65)	2.00 (0.50 - 2.70)
EER	-	3.52	3.51	3.50
Energy class Cooling	-	-	A++	-
SEER (average climate)	-	7.30	6.50	7.00
Working range in Cooling	°C	-	-15°C / +46°C	-
Performance, heating	Unit	5.0 kW	6.0 kW	7.0 kW
Nominal heating capacity (min-max)	kW	6.00 (1.20 - 6.80)	7.00 (1.20 - 8.00)	8.00 (1.50 - 8.50)
Heating capacity at -7°C ⁽¹⁾	kW	4.20	4.80	5.80
Rated power input Heating (min-max)	kW	1.50 (0.30 - 2.650)	1.84 (0.30 - 2.65)	2.10 (0.50 - 2.80)
COP	-	4.00	3.80	3.81
Energy class Heating	-	A++	A+	A++
SCOP (average climate)	-	4.60	4.20	4.60
Working range in Heating	°C	-	-15°C / +24°C	-
Indoor units	Unit	RAK-50RPE1	RAK-60RPE	RAK-70PPD
Sound pressure in Cooling mode (EL / L / M / H) ⁽²⁾	dB(A)	26 / 33 / 39 / 47	30 / 33 / 42 / 48	30 / 35 / 42 / 47
Sound pressure in Heating mode (EL / L / M / H) ⁽²⁾	dB(A)	26 / 33 / 39 / 47	33 / 34 / 42 / 49	30 / 36 / 42 / 47
Sound power in Cooling mode	dB(A)	-	60	-
Airflow in Cooling mode (EL / L / M / H)	m ³ /h	310 / 410 / 570 / 720	480 / 540 / 690 / 930	510 / 630 / 870 / 1020
Dehumidification	l/h	-	2.8	4.8
Dimensions (H x L x D)	mm	-	300 x 900 x 230	300 x 1100 x 260
Net weight	kg	-	12.0	15.0
Remote control	-	-	Not included	
Outdoor units	Unit	RAC-50NPE	RAC-60NPE	RAC-70NPD
Sound pressure in Cooling mode ⁽²⁾	dB(A)	50	50	52
Sound power in Cooling mode	dB(A)	65	65	67
Airflow (Cooling / Heating)	m ³ /h	2160 / 2160	2160 / 2160	2700 / 2700
Dimensions (H x L x D)	mm	750 x 850 x 298	750 x 850 x 298	800 x 850 x 298
Net weight	kg	50	50	52
Compressor	-	-	Rotary	
Refrigeration characteristics	Unit	RAC-50NPE	RAC-60NPE	RAC-70NPD
Diameter of pipes (Liq / Gas)	inches	1/4" / 1/2"		1/4" / 5/8"
Initial refrigerant charge	kg	1.5		1.6
Pre-charged for	m	30		30
Min. length	m	3		3
Max. length / Additional charge	m/g/m	30 / -		30 / -
Max. level difference (outdoor unit above / outdoor unit below)	m	20 / 20		20 / 20
Refrigerant	-	R32		
Electrical features	Unit	RAC-50NPE	RAC-60NPE	RAC-70NPD
Power supply	V/Ph/Hz	230V / 1Ph / 50Hz		
Operating current (Cooling / Heating)	A	5.98-6.52 / 6.31-6.89	7.20-7.85 / 7.74-8.45	8.42-9.18 / 8.84-9.64
Recommended fuse size	A	20	20	20
Cable width (EN 60 335-1) ⁽³⁾	mm ²	2.50 x 2 + E		
Indoor/outdoor connection (shielded)	mm ²	1.50 x 3 + E		

⁽¹⁾ Data includes defrosting. To find out the data for your project, refer to our technical catalogues.

⁽²⁾ Sound pressure measurements were made 1 meter from the unit without obstructions (see the technical catalogue).

⁽³⁾ Data shown is for indication purpose only. It is the installer's responsibility to ensure that these cable widths meet the needs of the facility and current standards.

Controls and compatible accessories (see page 161)



Infrared remote control
SPX-RCKA2



Wired standard remote control
SPX-RCDB1



Wired programmable remote control
SPX-WKT4



H-Link box
PSC-6RAD

Other (price excluding taxes):

- Control box for multi-indoor units
SPX-DST1 + SPX-WDST8M
- airCloud Home SPX-WFG02 interface
- Hi-Box AHP-SMB-01
- Hi Kumo gateway for Hi-Box SPX-TAG01
- Single dry contact kit SPX-WDC3